



RHEEM 491/492 SERIES ELECTRIC WATER HEATERS

MODEL		250L	315L	400L
Rheem Single Element		491 250	491 315	491 400
Rheem Twin Element		492 250	492 315	492 400
Hot Water Delivery	Litres	250	315	400
Boost Capacity (twin element models)	Litres	50	50	90
kW Rating	1.8	✓	-	-
	2.4	✓	-	-
	3.6	✓	✓	✓
	4.8	✓	✓	✓
Relief Valve Setting	kPa	1000	1000	1000
Expansion Control Valve (ECV)	kPa	850	850	850
Max Water Supply Pressure:				
with ECV	kPa	680	680	680
without ECV	kPa	800	800	800
Water Connections		RP ³ / ₄ /20	RP ³ / ₄ /20	RP ³ / ₄ /20
Dimensions				
A	mm	1395	1640	1840
B	mm	640	640	690
C	mm	680	680	735
D	mm	1117	1317	1479
E	mm	73	113	121
F	mm	103	103	105
G - Twin element models	mm	988	1228	1323
H	degrees	32	32	30
J	degrees	88	88	83
M	degrees	92	92	97
Approx. Weight (Empty)	kg	76	97	118



RHEEM 491/492 SERIES ELECTRIC WATER HEATERS

FEATURES

- 10 year cylinder warranty¹
- Easy retrofit
- Dual handed fittings
- Commercial grade enamel
- Thicker sacrificial anodes
- Twin element models available
- Suit lower cost tariffs
- Manufactured in Australia
- Great new look

Conditions

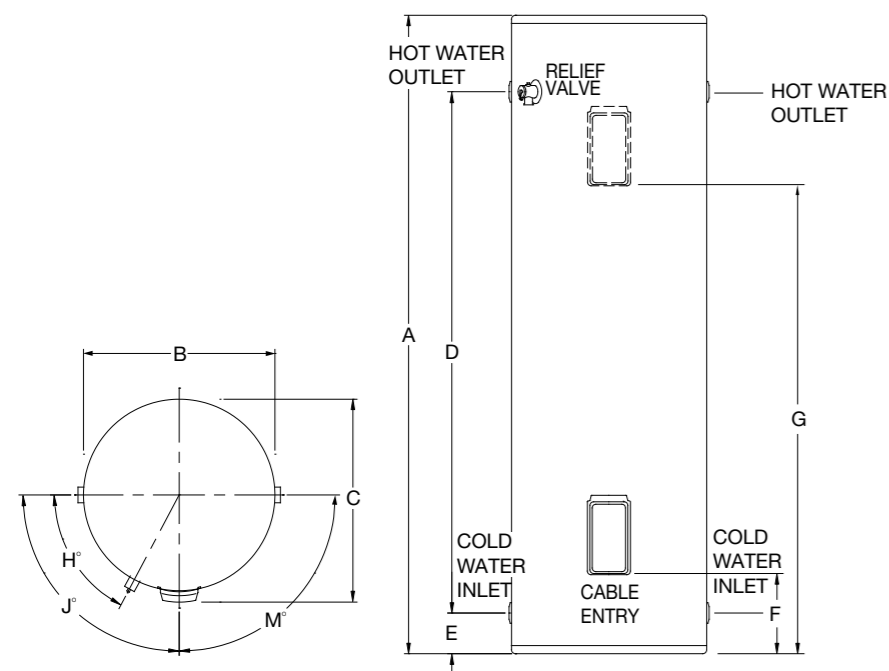
1 Warranty: 10 Years on Cylinder, 3 Years Labour on Cylinder, 1 Year Parts & Labour warranty on all other components for Domestic (non-Commercial) installations. Conditions apply. See the Rheem warranty set out in the Owner's Guide & Installation Instructions or view at www.rheem.com.au/warranty
 © Registered Trademark of Rheem Australia Pty Ltd. Materials and data are subject to change without notice.

Contact details

Rheem Australia Pty Ltd.
 1 Alan Street, Rydalmere, New South Wales 2116, Australia
www.rheem.com.au
 Version 1, April 2015



RHEEM_MKT-BR-RD-LGELEC_04-15



NEW 10 YEAR CYLINDER WARRANTY RANGE...
FEATURING THE "REAL" DIFFERENCE





THE REAL DIFFERENCE

Rheem 250L – 400L electric water heaters are designed and manufactured by Rheem, Australia's No.1. This new and improved range of products replaces the existing 250L – 400L Rheem '191' series product range, and features The 'REAL' difference. These enhancements combine to deliver maximum performance and reliability, backed by a 10 year cylinder warranty and 75 years of local manufacturing experience.

Reliability – Rheem '491/492' series electric water heaters are built to last. The cylinder dome top has been redesigned to make it even stronger, making it better able to withstand the effects of high temperature and pressure.


Anode – A thicker 27mm diameter (up from 21mm diameter) black cap anode is fitted as standard to Rheem 491/492 series electric water heaters. This provides more physical material to help protect the cylinder for longer.

Specialty blue cap anode models also feature a thicker 21mm diameter anode (up from 17mm diameter).



Enamel – A commercial grade, proprietary blend Class Y enamel provides the cylinder with a tough, durable coating. It is both stronger and more durable than domestic grade Class X enamels, and being less soluble, will prolong the life of the water heater.

Local – Rheem 250L – 400L products are made right here in Australia. Rheem is a committed Australian manufacturer, with a 50 strong team of local R&D engineers dedicated to providing the best products and knowhow gained from 75 years of local manufacturing experience.




KEY FEATURES

- **Easy retrofit**
Common footprint and fitting locations with existing Rheem water heaters ensures an easy changeover
- **Dual handed fittings**
Provides installation flexibility to suit a variety of pipework configurations
- **Commercial grade enamel**
This special blend, Class Y enamel provides a tougher, longer lasting finish
- **Thicker sacrificial anodes**
More physical material provides additional protection for the cylinder against water borne contaminants
- **Twin element models available**
Provides a daytime boost for high demand hot water use.
- **Suit lower cost tariffs**
Large capacity water heaters are suitable for connecting to off peak overnight tariffs, resulting in lower running costs.
- **Manufactured in Australia**
Designed and built in Australia, with the knowhow of 75 years of local manufacturing experience
- **Great new look**



Pipeseals
Embossed Inlet, Outlet and Relief valve pipeseals



Enamel coating
Commercial grade Class Y enamel coating



Anode
Thicker 27mm diameter 'black cap' anode protects the cylinder for longer



Anode support
Secures the anode in place, preventing it swinging in the tank and causing damage during handling and transport