



STELLAR[®]

RHEEM STELLAR[®] ELECTRIC STAINLESS STEEL HOT WATER



1-6
PEOPLE

MAINS
PRESSURE

10
YEAR CYLINDER
WARRANTY¹

RHEEM STELLAR[®] ELECTRIC STAINLESS STEEL

50L 80L 125L 160L 250L 315L



- Available in 50L-315L sizes – to suit most Australian families
- New 50L model - features dual handed connections & a high temperature 80°C thermostat for even more hot water
- Up to 24% better than MEPS² – reduces energy use, saving you money
- Stainless steel cylinder and water fittings – resist corrosion for longer, extending product life
- Up to 42% lighter³ – for easier handling and installation
- No anode – saves on maintenance and service costs
- Mains pressure at multiple taps – to service multiple hot water demands at once
- Twin element models also available – providing a daytime boost for high demand hot water use
- 10 Year cylinder warranty¹
- Australian made

UP TO 24% BETTER THAN MEPS²

Minimum Energy Performance Standards (MEPS) are a regulated requirement that electric water heaters sold in Australia must meet. Rheem Stellar[®] Stainless Steel models perform up to 24% better than MEPS, making them amongst the most efficient range on the market today.



COMES ON STEADY, HOT AND STRONG

INSTALL A





STELLAR®

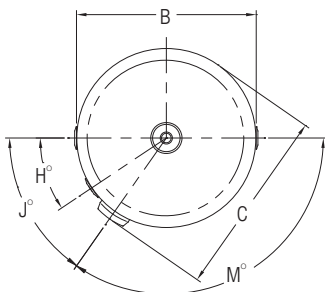
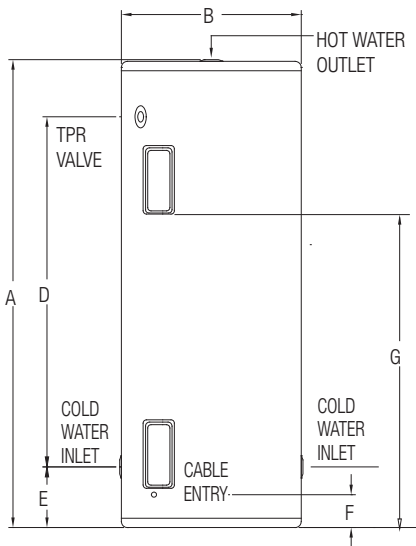
THE STAINLESS STEEL ADVANTAGE

The stainless steel cylinder in Rheem Stellar® Electric models not only offers purity and durability, it can help save money in the long run.

- Can resist corrosion for longer than conventional vitreous enamel cylinders
- No sacrificial anode, for reduced lifetime service costs
- Superior energy efficiency

Rheem Stellar® Stainless Steel water heaters are not recommended for installation in some areas. Refer to the Rheem website www.rheem.com.au for details of areas not recommended and for which product is not covered by warranty.

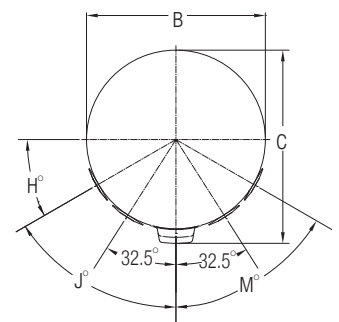
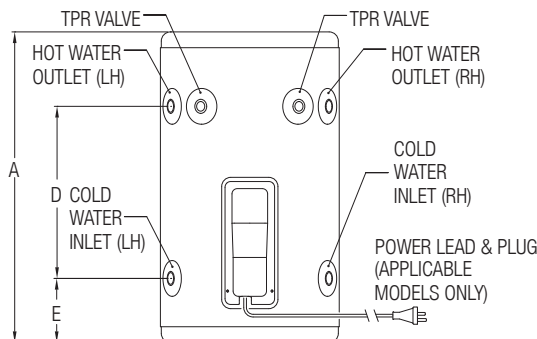
Stellar 80L - 315L



SPECIFICATIONS		50 LITRE	80 LITRE	125 LITRE	160 LITRE	250 LITRE	315 LITRE
SINGLE ELEMENT	Model	4A1050	4A1080	4A1125	4A1160	4A1250	4A1315
TWIN ELEMENT	Model					4A2250	4A2315
Hot Water Delivery	Litres	50	80	125	160	250	315
Storage Capacity	Litres	53	83	135	165	270	324
Twin Element boost	Litres		-	-	-	52	62
Voltage (single phase)		240Vac	240Vac	240Vac	240Vac	240Vac	240Vac
Maximum Supply Pressure							
	- with expansion control valve	960 kPa	960 kPa	960 kPa	960 kPa	680 kPa	680 kPa
	- without expansion control valve	1120 kPa	1120 kPa	1120 kPa	1120 kPa	800 kPa	800 kPa
Temperature & Pressure Relief Valve (T&PR)		1400 kPa	1400 kPa	1400 kPa	1400 kPa	1000 kPa	1000 kPa
ECV setting		1200 kPa	1200 kPa	1200 kPa	1200 kPa	850 kPa	850 kPa
Thermostat setting (Maximum)		80°C	75°C	75°C	75°C	75°C	75°C
Hot & Cold Water connection		Rp 20 (3/4") Female	Rp 20 (3/4") Female	Rp 20 (3/4") Female	Rp 20 (3/4") Female	Rp 20 (3/4") Female	Rp 20 (3/4") Female
Warranty (Cylinder) ¹		10 years	10 years	10 years	10 years	10 years	10 years
Warranty (Parts & Labour) ¹		1 year	1 year	1 year	1 year	1 year	1 year
Protection rating		IPX4	IPX4	IPX4	IPX4	IPX4	IPX4
Better than MEPS by: Single Element		4.8%	24%	17%	12%	19%	17%
Better than MEPS by: Twin Element		-	-	-	-	22%	18%
Weight (empty)	kg	17	25	30	40	45	55
Dimensions							
	A	695	885	1295	1615	1440	1760
	B	400	495	495	495	625	625
	C	432	500	500	500	630	630
	D	385	510	920	1240	990	1310
	E	145	185	185	185	225	225
	F	93	110	110	110	145	145
	G	-	-	-	-	939	1207
	H	30	25	25	25	30	30
	J	60	55	55	55	60	60
	M	60	125	125	125	120	120

Technical data is subject to change.

Stellar 50L



50L models have left and right hand (dual handed - DH) cold water connections, hot water connections, and T&PR valve fittings.

80L-315L models have left and right hand (dual handed - DH) cold water connections, a hot water connection at the top of the water heater and a T&PR valve fitting on the left hand side.

Note: Allow additional top clearance for the hot outlet fittings and pipe work.

1. Rheem Stellar Stainless Steel Warranty: 10 Year cylinder warranty, 1 Year parts and labour warranty on all other components for domestic (non-commercial) installations. Conditions apply. See the Rheem warranty set out in the Owner's Guide & Installation Instructions or view it at www.rheem.com.au/warranty. 2. Performance varies by model. Refer to the Specification table for individual model performance. 3. Up to 42% lighter than comparable Rheem vitreous enamel water heater models of the same capacity. 4. Materials and data are subject to change without notice. *Registered Trademark of Rheem Australia Pty Ltd. **Trademark of Rheem Australia Pty Ltd.

Rheem Australia Pty Ltd.

1 Alan Street, Rydalmere, New South Wales 2116, Australia
PO Box 7508, Silverwater, New South Wales 2128, Australia

